



东莞市科雅电子科技有限公司

# 规格承认书

## SPECIFICATIONS FOR APPROVAL

TEL:0769-83919069 FAX:0769-83500269

客户名称	立创商城
CUSTOMER	
规格类别	(抑制电源电磁干扰用固定电容器/等级-Y2X1)
DESCRIPTION	
科雅料号	YB103K30LEXLX
KYET P/N	
客户料号	Y2 103K300VAC P15 18*11*5 CKX 绿壳
CUSTOMER P/N	
承认编号	2022051802
APPROVAL NO	
发行日期	2022-05-18
ISSUED DATE	

东莞市科雅电子科技有限公司  
 广东省东莞市常平镇朗贝村常泰新村4街128号四楼  
 TEL: 0769-83919069 FAX: 0769-83500269  
 Website : HTTP://www.dgkeya.com



### 客户承认栏 CUSTOMER APPROVAL

製作 PREPARED BY	審核 CHECKED BY	核準 APPROVAL BY

©This specification will be invalidated assuming that it is not accepted when it is not returned within sixth months from the date of issue.  
 此承认书若未在发行日期起二个月内签回，将视为无效。

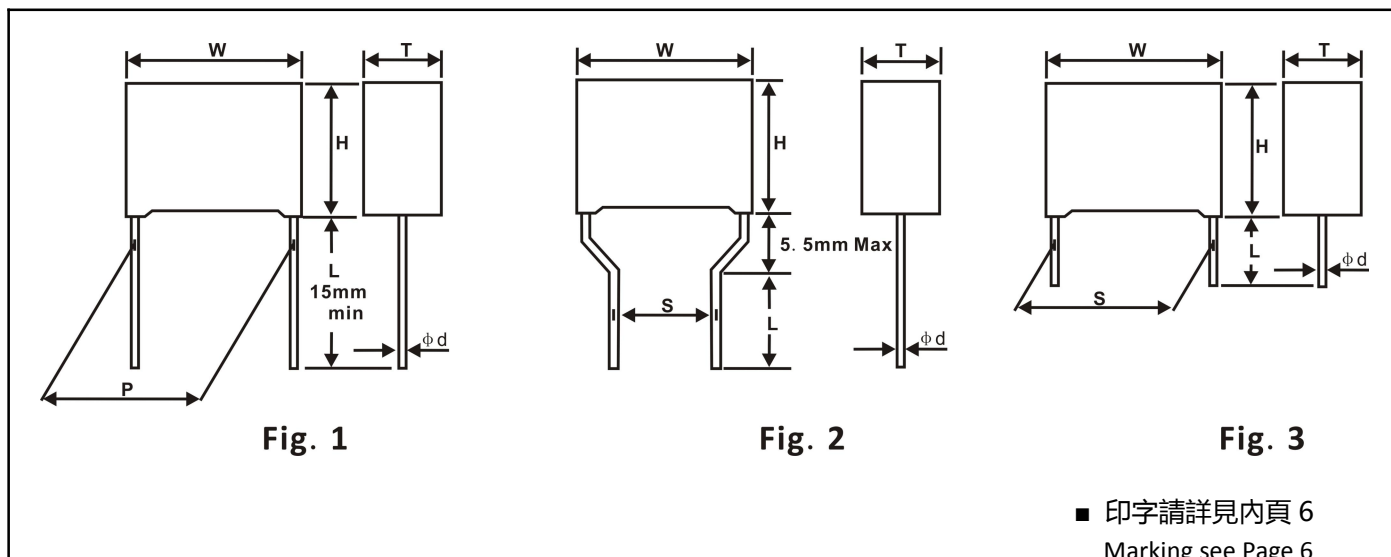
文件履歷  
DOCUMENT HISTORY

承認書編號 2022051802  
APPROVAL NO.

日期	版次	說明	審核	確認	製表
2021-08-06	1.0	承認書首次發行。	莊育璋	史麗霞	謝柳慧

<b>SPECIFICATION</b>	
客戶名稱 CUSTOMER	<b>立创商城</b>
型號 TYPE	Y2X1

產品尺寸圖 PRODUCT DIMENSIONS

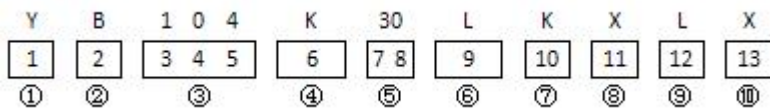


產品型號 P/N	容值 CAP. (uF)	標志 Symbol	公差 Tol. ±%	電壓 R.V. (VAC)	尺寸毫米為單位 Dimensions in mm							圖示 Fig.	備注 Notes
					寬 W ±1.0	高 H ±1.0	厚 T ±1.0	腳距 P ±1.0	腳距 S ±1.0	線徑φd ±0.05	腳長 L Min		
YB103K30LEXLX	0.01	103	10	300	18.0	11.0	5.0	15.0	NA	0.8	15.0	1	

產品編碼對照表 PRODUCT CODE COMPARATIVE TABLE

型號: CKX  
TYPE:

產品編碼 Product coding



① 產品型號或類別 Type or class of capacitor

型號或類別 Type or class	PEI	PPN	MPE	MPP	DMP	PMP	HMP	X1	X2	MEM	MPS(S)	PSA/PSR	Y2	Y1
代碼 Code	A	B	C	D	E	F	H	I	J	K	W	6	Y	L
型號或類別 Type or class	IC	MME	PMD	MPA/MPT	MEA/MET	MMP(DM)	X+Y	PPI	PMM(FM)	PPS	PPT			
代碼 Code	Q	T	S	3	4	U	Z	5	2	P	8			

② 外形類別或其他 Shape category or other

描述 Describe	含浸	盒裝	粉包	軸向 扁形	軸向 圓形	立式 圓柱形	盒裝 降壓品	盒裝 雙 85	盒裝 IGBT	盒裝 SNUBBE R	盒裝 諧振	盒裝 無鹵	粉包 無鹵	盒裝 AEC-Q 200
代碼 Code	E	B	P	F	C	D	S	T	G	N	R	H	J	K

③ 產品容量代碼 Capacitance code (EIA Code)

代碼 Code	容量換算 Capacitance			代碼 Code	容量換算 Capacitance			代碼 Code	容量換算 Capacitance		
101	100pF	0.1nF	0.0001uF	103	10,000pF	10nF	0.01uF	105	1,000,000pF	1,000nF	1uF
102	1,000pF	1nF	0.001uF	104	100,000pF	100nF	0.1uF	106	10,000,000pF	10,000nF	10uF

④ 產品容量誤差 Tolerance (EIA Code)

誤差 Tol.	±1%	±2%	±3%	±5%	±10%	±20%	-10%~0%	0%~+10%	-5%~+10%	-10%~+5%	0%~+20%
代碼 Code	F	G	I	J	K	M	L	P	U	V	W

⑤ 產品額定電壓 Rated Voltage

電壓 Voltage	50	63	100	125	200	250	275	300	310	330	400	440	450	630	700	800	1000	1250	1600	2000	2750
代碼 Code	05	06	10	12	20	25	27	30	31	33	40	44	45	63	70	80	1K	1A	1B	2K	3K

⑥ 產品引線成型 Lead Configuration

腳型 Lead Type																
代碼 Code	L	M	N	B	C	D	E	F	G	H	K	T	U	W	R	S

備注：電線及其它腳型用 "X" Note: The wire and the other foot type with the "X"

產品編碼對照表 PRODUCT CODE COMPARATIVE TABLE

型號: CKX  
TYPE:

產品編碼 Product coding

⑦ 產品本體腳距 Lead Space

本體腳距 Lead Space	52.5	55.0	57.5	95.0	5.0	31.0	6.0	7.0	7.5	10	10.5	12.5	14.7	15.0	17.5	20.0	22.5
代碼 Code	1	2	3	4	5	6	7	8	9	A	B	C	D	E	F	G	H
本體腳距 Lead Space	25.0	27.5	30.0	31.5	32.5	35.0	37.5	47.5	51.5	9.5	12.0	13.5	42/42.5	45/46.0	22.0	28.5	
代碼 Code	J	K	L	M	N	P	Q	R	S	T	U	V	W	X	Y	Z	

備注：不常用腳距用“Z”·一字型及電線型用“0” Note: not a common pin pitch using "Z", a font and wire type using "0"

⑧ 產品彎腳腳距或副腳距 Lead Forming or Vice-Lead(P1) Pitch

彎腳腳距 Forming	5	7.5	10.0	10.2	12.5	12.7	15.0	17.5	20.0	20.3	22.5	25.0	25.4	27.5	30.0	35.0	37.5	Others
代碼 Code	A	H	B	J	G	Q	C	M	D	N	W	E	K	F	U	V	Z	X

備注：X 用于電線及 ⑥ 引腳成型“L,B,U” Note: X for wires and ⑥ pin forming the "L, B, U"

⑨ 產品引線長度 Lead Length (unit: mm)

長度 Length	3.0	3.5	4.0	4.5	5.0	6.0	7.0	8.0	9.0	10.0	20.0	25.0	30.0
代碼 Code	1	2	3	4	5	6	7	8	9	A	B	C	D
長度 Length	40.0	27.0	3.2	47.0	13.0	3.4	2.5	3.6	11.0	35.0	7.5	33.0	45.0
代碼 Code	E	F	G	H	J	K	M	N	P	Q	R	S	U
長度 Length	4.7	3.8	38	15	5.5							Taping	N/A
代碼 Code	W	X	Y	Z	I							T	L

備注：L 用于電線及 ⑥ 引腳成型“L”；V 用于不常用腳長 Note: L for wire and ⑥ pin forming the "L", Use V for uncommon foot length

⑩ 輔助碼 Accessories Yards

NO.	說明 Descriptions
1	每個規格第一編輯時用“X” Each specification first edit with "X"
2	同種規格外觀及尺寸有差異時用 “1 · 2 · 3 · . . .” 進行區分 The same specifications appearance and size differ with non-simultaneous 1, 2, 3 to distinguish
3	同種規格加工方式不同時 (電性) 用 “A · B · C · . . .” 進行區分 The same specification is not the same as the processing method (electrical characteristics) with A, B, C to distinguish

產品規格說明  
PRODUCT SPECIFICATIONS

型號: CKX  
TYPE:

NO.	項目 ITEM	說明 DESCRIPTIONS
1	承認範圍 SCOPE	本規格適用於科雅之要求 This specifications cover the requirements of K Y E T 金屬化聚丙烯薄膜 Metallized Polypropylene Film 交流電容器 (抑制電源電磁干擾用固定電容器/等級-Y2X1) AC Capacitor (Interference Suppressors Class-Y2X1).
2	各測量皆於標準大氣下進行 <b>STANDARD ATMOSPHERIC CONDITIONS FOR MAKING MEASUREMENTS</b>	
2.1	環境溫度 AMBIENT TEMPERATURE	15°C 至 35°C (如對結果有任何疑問, 該測量環境溫度應為+20 ± 5°C之間) 15°C to 35°C (If there is any doubt on the results, the measurements shall be made at +20 ± 5°C)
2.2	相對溼度 RELATIVE HUMIDITY(R.H.)	45%至 75% (如對結果有任何疑問, 該測量相對溼度應為 60% to 70%之間) 45%to 75% (If there is any doubt on the results, the measurements shall be made at 60% to 70%)
2.3	大氣壓力 AIR PRESSURE	86 千帕至 106 千帕之 86 kpa to 106 kpa
2.4	工作溫度範圍 OPERATING TEMPERATURE RANGE	於-40°C至+110°C間, 電容可在額定電壓下持續運作 -40°C to +110°C for which the capacitor can be operated continuously at rated voltage.
3	<b>結構 CONSTRUCTION</b>	
3.1	電介質 DIELECTRIC	金屬化聚丙烯薄膜 Metallized Polypropylene Film
3.2	噴金屬 METAL SPRAY	特殊焊料 Special Solder
3.3	導線 LEAD WIRE	線徑 0.6mm LEAD WIRE DIAMETER 0.6mm
3.4	環氧樹脂 EPOXY RESIN	耐燃等級 UL 94V-0
3.5	塑料外殼 PLASTIC CASE	耐燃等級 UL 94V-0
		
4	<b>打印 MARKING</b>	
4.1	製造商標誌 MANUFACTURER'S SYMBOL	
4.2	型號或材質 TYPE OR MATERIAL	“CKX”代表“CKX”類型 “CKX” stands for “CKX” type
4.3	電容類別 CAPACITOR CLASS	“Y2X1” 代表“Y2X1”等級 “Y2X1”stands for “Y2X1” class
4.4	靜電容量 NOMINAL CAPACITANCE	容量用 EIA 三碼表示 Capacitance Expressed in 3-digit (EIA) code.
4.5	容量容許差值 TOLERANCE	J (±5%), K(±10%), M(±20%)
4.6	額定電壓 RATED VOLTAGE	交流電壓 300V in VAC rating. (50/60Hz)
4.7	電容氣候類別 / 阻燃等級 CLIMATIC CATEGORY	40/110/56/B or GLFB
4.8	國際認證 APPROVAL MARKS	cULus / ENEC / CQC
4.9	製造番號 MANUFACTURE CODE	
		 範例 example ≥10

5 電氣特性 ELECTRICAL CHARACTERISTICS				
NO.	項目 ITEM		說明 DESCRIPTIONS	
5.1	耐壓 (TV) Withstand Voltage	端子之間 Between Terminals	應無異常 Shall be no abnormality	施加電壓 2,000VAC/ 2 秒或是 4,000VDC/ 2 秒。 Apply 2,000V (AC) for 2 sec or 4,000V (DC) for 2 sec.
		端子與外殼之間 Between Terminals & Enclosure	應無異常 Shall be no abnormality	2 倍額定電壓+1,500VAC, 測試 2 到 5 秒 最小值 2,000VAC Apply 2*Ur+1,500VAC for 2 to 5 sec. Min. 2,000VAC
5.2	介質損耗 (DF) Dissipation Factor		於 1KHz 時 $\leq 0.001(0.1\%)$ $\leq 0.001(0.1\%)$ at 1 KHz	測量頻率: $\pm 2\%$ ; 測量電壓: $\leq 1V_{rms}$ Measuring Frequency: $\pm 2\%$ Measuring Voltage: $\leq 1 V_{rms}..$
5.3	容量 (CAP) Capacitance		偏差值如標示(於 $+20 \pm 5^\circ C$ )。 Within the tolerance specified (at $+20 \pm 5^\circ C$ ).	測量頻率: $\pm 2\%$ ; 測量電壓: $\leq 1 V_{rms}$ Measuring Frequency: $\pm 2\%$ Measuring Voltage: $\leq 1 V_{rms}..$
5.4	絕緣電阻 (I.R.) Insulation Resistance		容值 $\leq 0.33\mu F$ 時, 絕緣電阻 $\geq 15,000M\Omega$ $IR \geq 15,000 \text{ Mohm } (C \leq 0.33\mu F)$  容值 $> 0.33\mu F$ 時, 絕緣電阻 $\geq 5,000M\Omega * \mu F / C$ $IR \geq 5,000 \text{ Mohm} * \mu F / C (C > 0.33\mu F)$	VR=500VAC, 施加電壓: $500 \pm 50VDC$ $250VAC \leq VR < 500VAC$ , 施加電壓: $100 \pm 15VDC$ 充電時間 $60 \pm 5$ 秒。 VR=500VAC, Vt=500 VDC $250VAC \leq VR < 500VAC$ , Vt=500 VDC Charge Time: $60 \pm 5$ sec.
5.5	焊料附著性 Soldering Property		焊料覆蓋面積應超過導線表面 圓周 90%。 More than 90% of circumferential surface of lead wire shall be covered with new solder.	焊接溫度為: $+235 \pm 5^\circ C$ 浸焊時間為: $2 \pm 0.5$ 秒 Soldering temperature: $+235 \pm 5^\circ C$ Immersion duration: $2 \pm 0.5$ sec.
6 機械特性 MECHANICAL CHARACTERISTICS				
6.1	端子強度 Terminal Strength	引張強度 Tensile Strength	應無異常。 Shall be no abnormality	沿著軸向和引出方向, 施加 1 公斤力量, 保持 $10 \pm 1$ 秒。 Apply 1.0Kg for $10 \pm 1$ sec. to the terminal in the axial direction and acting in a direction away from the body.
		彎曲強度 Bending Strength	應無異常。 Shall be no abnormality	在引線末端施加 0.5 公斤, 把引線彎曲 90 度, 回復到起始點, 再往反方向彎曲 90 度, 在回復到起始點, 每次需維持 2-3 秒。 Apply 0.5Kg for 2 cycles. Each cycle includes: $90^\circ$ once, return to its initial position for 2-3 sec. and then to the opposite direction once.

7		耐久特性 ENDURANCE CHARACTERISTICS		
NO.	項目 ITEM	說明 DESCRIPTIONS		
7.1	溫度變化循環 Temperature Cycle	外觀 Appearance	應當無顯著變化 Shall be no remarkable change	共 5 次溫度循環測試，循環條件： 1. +20 ± 2°C 持續 3 分鐘 2. -40 ± 3°C 持續 30 分鐘 3. +20 ± 2°C 持續 3 分鐘 4. +110 ± 3°C 持續 30 分鐘 5. +20 ± 2°C 持續 3 分鐘 試驗後放置於室內 1.5 ± 0.5 小時後再進行量測。 Test Temperature Cycle: Total 5 cycles. Each cycle includes 1. 20 ± 2°C for 3 min. 2. -40 ± 3°C for 30 min. 3. +20 ± 2°C for 3 min. 4. +110 ± 3°C for 30min. 5. +20 ± 2°C for 3 min. After test, allow it stay alone for 1.5 ± 0.5 Hrs. at ordinary condition before making measurements.
		耐壓 Withstand Voltage	應滿足 NO.5.1 shall satisfy NO.5.1	
		容值變化率 (ΔC/C) Capacitance Change Rate	變化率小於 ±5% Within ±5% of the value before test	
		介質損耗 Dissipation Factor	於 1KHz 時: 最大值為 0.002 (0.2%) @ 1KHz: 0.002 (0.2%) max.	
		絕緣電阻 (I.R.) Insulation Resistance	≥50%的限制值在 NO.5.4 ≥50% of the limit value of NO.5.4	
7.2	耐乾熱試驗 Dry Heat Resistance	外觀 Appearance	應當無顯著變化 Shall be no remarkable change	試驗溫度: +110 ± 2°C 測試時間: 16 + 1/-0 小時 Test Temperature: +110 ± 2°C Test Duration: 16 + 1/-0 hrs.
		耐壓 Withstand Voltage	應滿足 NO.5.1 Shall satisfy NO.5.1	
		容值變化率 (ΔC/C) Capacitance Change Rate	變化率小於 ±5% Within ±5% of the value before test	
		介質損耗 Dissipation Factor	於 1KHz 時: 最大值為 0.002 (0.2%) @ 1KHz: 0.002 (0.2%) max.	
		絕緣電阻 (I.R.) Insulation Resistance	≥50%的限制值在 NO.5.4 ≥50% of the limit value of NO.5.4	
7.3	耐乾寒試驗 Cold Resistance	外觀 Appearance	應當無顯著變化 Shall be no remarkable change	試驗溫度: -40 ± 3°C 測試時間: 2 ± 1 小時 Test Temperature: -40 ± 3°C Test Duration: 2 ± 1 hrs.
		耐壓 Withstand Voltage	應滿足 NO.5.1 Shall satisfy NO.5.1	
		容值變化率 (ΔC/C) Capacitance Change Rate	變化率小於 ±5% Within ±5% of the value before test	
		介質損耗 Dissipation Factor	於 1KHz 時: 最大值為 0.002 (0.2%) @ 1KHz: 0.002 (0.2%) max.	
		絕緣電阻 (I.R.) Insulation Resistance	≥50%的限制值在 NO.5.4 ≥50% of the limit value of NO.5.4	

產品規格說明  
PRODUCT SPECIFICATIONS

型號: CKX  
TYPE:

NO.	項目 ITEM	說明 DESCRIPTIONS		
7.4	耐濕絕緣 Damp Heat	外觀 Appearance	應當無顯著變化 Shall be no remarkable change	試驗溫度: +40 ± 2°C 試驗濕度: 90%至 95%相對濕度 試驗時間: 56 天 試驗後放置於室內 1.5 ± 0.5 小時後再進行量測。 Test Temperature: +40 ± 2°C. Test Humidity: 90% to 95% R.H. Test Duration: 56 days. After test, allow it stay alone for 1.5 ± 0.5 Hrs. at ordinary condition before making measurements.
		耐壓 Withstand Voltage	應滿足 NO.5.1 Shall satisfy NO.5.1	
		容值變化率 (ΔC/C) Capacitance Change Rate	變化率小於±5% Within ±5% of the value before test	
		介質損耗 Dissipation Factor	於 1KHz 時: 最大值為 0.002 (0.2%) @ 1KHz: 0.002 (0.2%) max.	
		絕緣電阻 (I.R.) Insulation Resistance	≥50%的限制值在 NO.5.4 ≥50% of the limit value of NO.5.4	
7.5	振動試驗 Vibration Resistance	外觀 Appearance	應無機械性損傷 Shall be no mechanical damage.	頻率變化: 10-55-10Hz 振動距離: 1.5 毫米. 試驗方向: X,Y,Z 試驗時間:每個方向 2+1/-0 小時 Frequency Change : 10-55-10 Hz Vibration Distance:1.5 mm. Test Direction : X,Y,Z Test Duration : 2+1/-0 hrs each direction
		連接強度 Connection strength	不得為短路或開路連接。 連接點應穩定。 Shall be no short-circuiting or open. The connection shall be stable.	
7.6	焊接耐熱 Soldering Heat Resistance	外觀 Appearance	應當無顯著變化 印字標誌應清晰 Shall be no remarkable change. The marking shall be legible.	預熱溫度: 100 ~120°C 預熱時間:最大為 60 秒 溫度升高:最大為 3°C/秒 錫爐溫度: +260 ± 5°C 浸焊時間: 5 ± 1 秒 浸焊深度:導線根部 4 ± 0.8 毫米 試驗後放置於室內 1.5 ± 0.5 小時後再進行量測。 Preheat Temp. : 100~120°C Preheat Duration : 60 sec. max. Temperature Increase by 3°C/sec. max. Soldering Temperature : +260 ± 5°C Immersion Duration : 5 ± 1sec. Immersion Depth : 4 ± 0.8mm from roots. After test, allow it stay alone for 1.5 ± 0.5 Hrs. at ordinary condition before making measurements.
		端子間的耐電壓值 Withstand Voltage Between Terminals	應滿足 NO.5.1 Shall satisfy NO.5.1	
		容值變化率 (ΔC/C) Capacitance Change Rate	變化率小於 ±3% Within ±3% of the value before test	
		介質損耗 Dissipation Factor	於 1KHz 時: 最大值為 0.002 (0.2%) @ 1KHz: 0.002 (0.2%) max.	
		絕緣電阻 (I.R.) Insulation Resistance	≥50%的限制值在 NO.5.4 ≥50% of the limit value of NO.5.4	
		連接元件 Connection of Element	應穩定 Shall be stable	




產品規格說明  
PRODUCT SPECIFICATIONS

型號: CKX  
TYPE:

NO.	項目 ITEM	性能 PERFORMANCE	測試條件 TEST CONDITIONS
7.7	耐久壽命 Endurance	外觀 Appearance	應當無顯著變化 Shall be no remarkable change
		耐壓 Withstand Voltage	應滿足 NO.5.1 Shall satisfy NO.5.1
		容值變化率 ( $\Delta C/C$ ) Capacitance Change Rate	變化率小於 $\pm 10\%$ Within $\pm 10\%$ of the value before test
		介質損耗 Dissipation Factor	於 1KHz 時: 最大值為 0.008 (0.8%) @ 1KHz : 0.008 (0.8%) max.
		絕緣電阻 (I.R.) Insulation Resistance	$\geq 50\%$ 的限制值在 NO.5.4 $\geq 50\%$ of the limit value of NO.5.4
7.8	耐濕負荷 Moisture Resistant Loading	外觀 Appearance	應當無顯著變化 Shall be no remarkable change
		耐壓 Withstand Voltage	應滿足 NO.5.1 Shall satisfy NO.5.1
		容值變化率 ( $\Delta C/C$ ) Capacitance Change Rate	變化率小於 $\pm 5\%$ Within $\pm 5\%$ of the value before test
		介質損耗 Dissipation Factor	於 1KHz 時: 最大值為 0.002 (0.2%) @ 1KHz: 0.002 (0.2%) max.
		絕緣電阻 (I.R.) Insulation Resistance	$\geq 50\%$ 的限制值在 NO.5.4 $\geq 50\%$ of the limit value of NO.5.4
		試驗溫度: $+110 \pm 2^\circ\text{C}$ 測試電壓: 1.7 倍的額定電壓 試驗時間: 1,000 小時 每小時將電壓升至 1,000VAC · 持續 0.1 秒 每個電容分別通過一個 $47\Omega \pm 5\%$ 電阻。 Test Temperature: $+110 \pm 2^\circ\text{C}$ Test Voltage: 1.7times * rated voltage. Test Duration: 1,000 Hrs. Once every hour the voltage is increased to 1000 V rms. For 0.1 sec. The test voltage is applied to each capacitor individually through a resistor of $47\Omega \pm 5\%$ .	
		試驗溫度: $+40 \pm 2^\circ\text{C}$ . 試驗濕度: 87%至 93%相對濕度 測試電壓: 額定電壓 試驗時間: 500 小時 試驗後放置於室內 $1.5 \pm 0.5$ 小時後再進行量測。 Test Temperature: $+40 \pm 2^\circ\text{C}$ . Test Humidity: 87% to 93% R.H. Test Voltage: rated voltage. Test Duration: 500 Hrs. After test, allow it stay alone for $1.5 \pm 0.5$ Hrs. at ordinary condition before making measurements.	

產品安規認證

PRODUCT SAFETY APPROVALS

標誌 Mark	認證單位 Agent	應用標準 Standard	規格範圍 Specification	證書號碼 Certificate No.
	美國 / 加拿大 UL / CUL	UL 60384 CSA E60384-14	Y2X1, 250 /275/ 300 VAC/1500VDC 0.001uF to 0.1uF	E209251
	歐盟 ENEC-SEMKO	EN 60384-14:2013 (ed.4)	Y2X1, 250 /275/ 300 VAC/1500VDC 0.001uF to 0.1uF	SE-ENEC-2002177R1
	中國 CQC	IEC 60384-14: 2013	Y2X1, 250 /275/ 300 VAC 0.001uF to 0.1uF	CQC13001099626

## Guideline Of Notabilia For The Usage Of Plastic Film Capacitors

### 塑膠薄膜電容器的使用上注意事項及指導

Plastic film capacitors use organic films for their dielectrics, thus the capacitors may fume or flame, depending on the circuit conditions they are in, when they are damaged by applying over-voltage or over-current.

塑膠薄膜電容器使用有機薄膜為介質，當使用超過額定電壓及額定電流，可能產生火焰，導致電容損壞，故請使用於正確的迴路。

#### 1. Circuit Design 迴路設計

- ① Please use capacitors within the range of their characteristic ratings, only after confirming their operating and mounting environments.

請確認電容器的使用範圍僅止於明定之額定特性規範，請先確認電容器使用之環境是否符合規範。

- ② In case of selecting a capacitor, please select the most suitable one which fits to your operating conditions.

請依照適合的作業條件選擇相對應的電容器使用。

- ③ Capacitors used for Across-The-Line, Line-By-Pass and Antenna-Coupling to suppress noises in an equipment, the capacitors need to be approved by overseas Safety Standards or 'Electric Appliance and Material Control' by Ministry of international Trade and Industry.

電容器用於跨接，旁路迴路及天線耦合等抑制噪音的裝置，需通過海外安全標準或日本通商產業省之電器用品安全法。

- ④ An applying voltage to a capacitor, including the peak of surge and ripple voltage (D.C. voltage + A.C. Peak), cannot be exceeded the rating voltage.

電容器之應用電壓，包括突波和紋波電壓的峰值(直流電壓+交流峰值)不可超過額定電壓。

- ⑤ Do not apply a current over its permissible level. Also, make sure the check the surrounding temperature and inherent temperature rise of a capacitor since a permissible current can be restricted by those factors.

切勿使用超出電容器可承載之電流並檢查電容器周圍之溫度，因有許多因素會影響電流之變化，進而造成電容器之溫度上升。

- ⑥ Please contact K Y E T for further details, if mechanical resonance (hum) occurs to a capacitor.

如電容器的發出共振(嗡嗡)之噪音時，請與科雅電子聯繫。

- ⑦ Do not conduct a rapid charge and discharge to a capacitor which may lead to characteristics degradations or break down of the capacitor.

請不要對電容器進行快速的充電和放電，此可能會導致電容器之特性退化或損壞。

#### 2. Mounting 安裝

- ① Do not apply any exceeding tension or torsion to lead wires of a capacitor, during the mounting process.

請不要使用任何超過電容導線可承受之張力進行插件。

- ② Please mount a capacitor where it dose not contact any other heating parts, high voltage parts and other parts.

請確認電容器使用環境，避免接觸任何其他升溫熱物件，高壓和其他部分料件。

- ③ Please conduct soldering process by strictly following the specified conditions.

進行焊接過程實，請嚴格遵循指定之焊接條件。

#### 3. Case of an emergency 緊急情況

- ① If a fuming, a flaming or an usual smell occurs from an equipment during its usage, please cut off the power supply by switching it off, pulling the plug out or other methods.

如使用設備有冒煙，火花或冒出不尋常之氣味，請切斷電源，拔掉插頭或以其它方法關閉設備。

#### 4. Storing and handling 儲存和處理

- ① A storage needs to be kept indoors at -10 ~ +40°C and relative humidity of under 75% without any sudden temperature changes, direct sunlight and corrosive gas around.

需保存於-10 ~ 40°C，相對濕度低於75%並確保沒有任何突然的溫度變化，避免直接陽光之曝曬及接觸腐蝕性氣體之環境。

- ② Do not apply and exceeding vibration, shock (dropping) and pressure.

不應過度震動、碰撞和及外力的衝擊。

#### 5. Rejection 報廢

- ① In case of rejecting capacitors, please seek for professionals who deal with the industrial wastes treatments.

對於報廢電容器，請找處理工業廢品之專業人士處理。